

Scaled data based on original data using
LM-79-08 Approved Method: Electrical and Photometric Measurements of Solid-
State Lighting Products

Test Report Prepared for
Cooper Lighting Solutions
(formerly Eaton)

Brand: McGRAW-EDISON

Report Number: P595366

Luminaire Tested: **IST-PA1F-730-U-T3**

Issue Date: 3/22/2022

Test Information

Test Method: LM-79-08
Report Number: P595366
TEST IS SCALED FROM IESNA LM-79-08 TEST DATA (G1-2201-510-10)
Test Lab: INNOVATION CENTER
Issue Date: 3/22/2022
Manufacturer: COOPER LIGHTING SOLUTIONS (FORMERLY EATON)
Product Line: McGRAW-EDISON
Catalog Number: IST-PA1F-730-U-T3
Description: IMPACT ELITE LED TRAPEZOID LUMINAIRE
(1) 70 CRI, 3000K, 1200mA LIGHT ENGINE WITH 24 LEDS AND TYPE III OPTICS
Light Source: -
Ballast/Driver: ELECTRONIC DRIVER

Summary

Lumens per Lamp: N/A
Luminaire Lumens: 10139 lumens
Efficiency: N/A
Efficacy: 108.4 lumens/watt
Luminous Opening: Rectangular (W 0.75' x L: 0.5' x H: 0')
IES Classification: Type IV - Medium
BUG Rating: B2 - U0 - G3

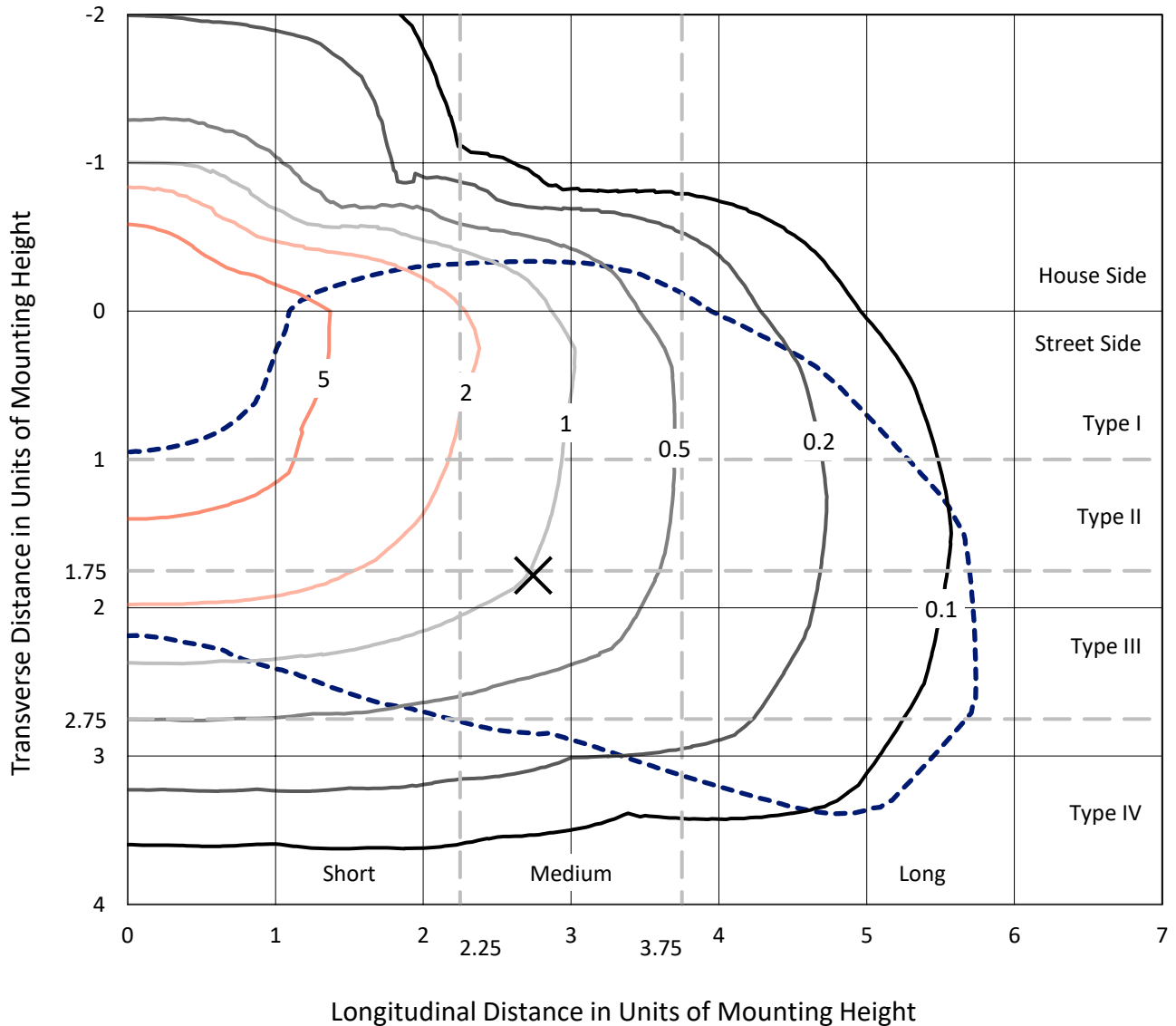
Input Watts (W): 93.5
Input Voltage (V): NR
Input Current (Ain): NR
Voltage Rise (V): NR
Power Factor: NR
Total Harmonic Distortion (THDi): NR
Frequency (hertz): 60
Stabilization Time: NR
Operation Time: NR
Ambient Temperature (°C): NR
Test Distance: 28.75 FT



REPORT NUMBER: P595366
 CATALOG NUMBER: IST-PA1F-730-U-T3

Iso-Footcandle Lines of Horizontal Illumination

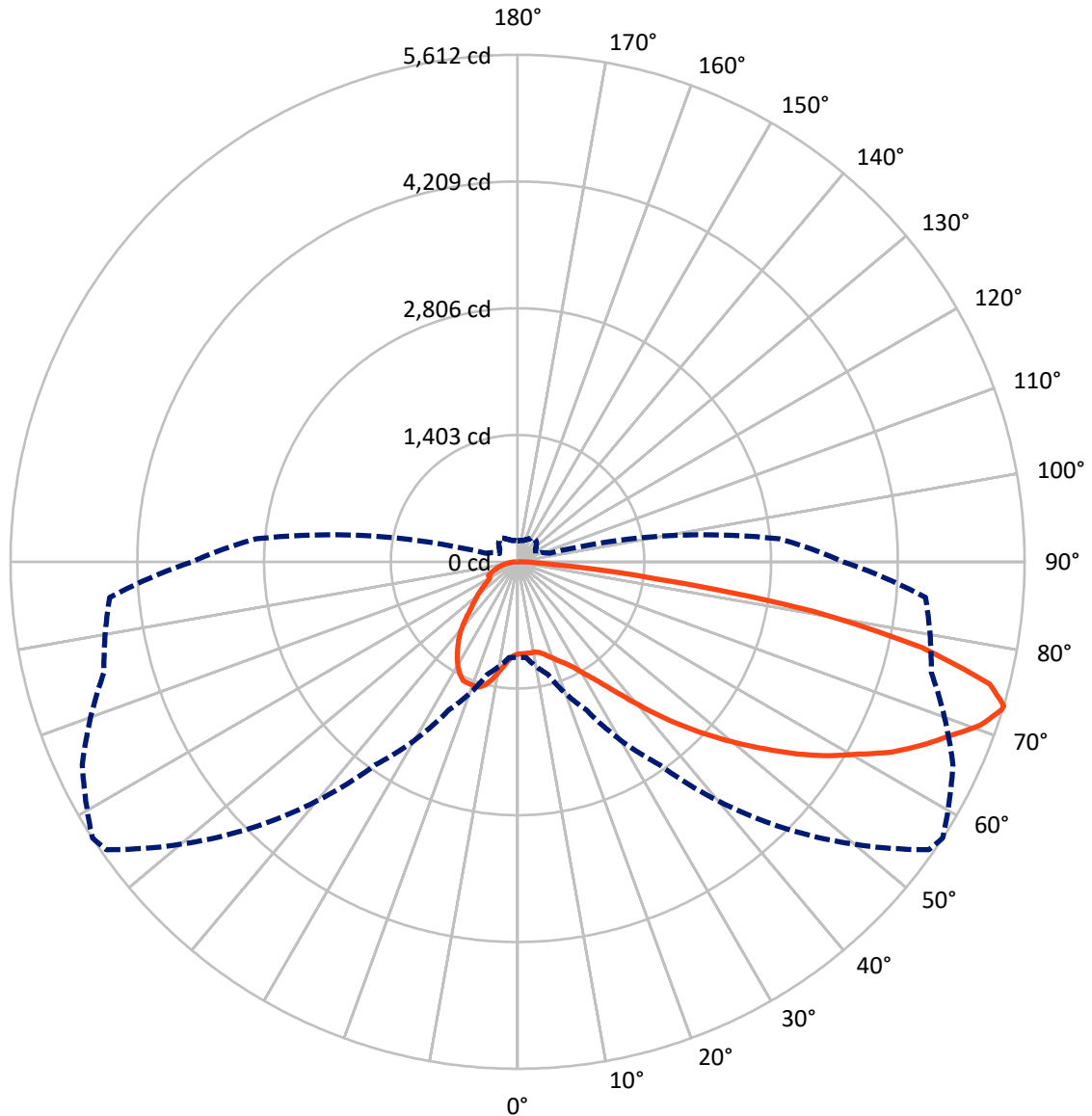
× Max cd
 - - - 1/2 Max cd



Based on 12 foot mounting height. Maximum calculated value = 8.7 fc
 Type IV - Medium - N/A

REPORT NUMBER: P595366
CATALOG NUMBER: IST-PA1F-730-U-T3

Luminous Intensity Polar Plot



— Vertical Plane Through 57-Deg Lateral - - - Horizontal Cone Through 73-Deg Vertical

REPORT NUMBER: P595366
 CATALOG NUMBER: IST-PA1F-730-U-T3

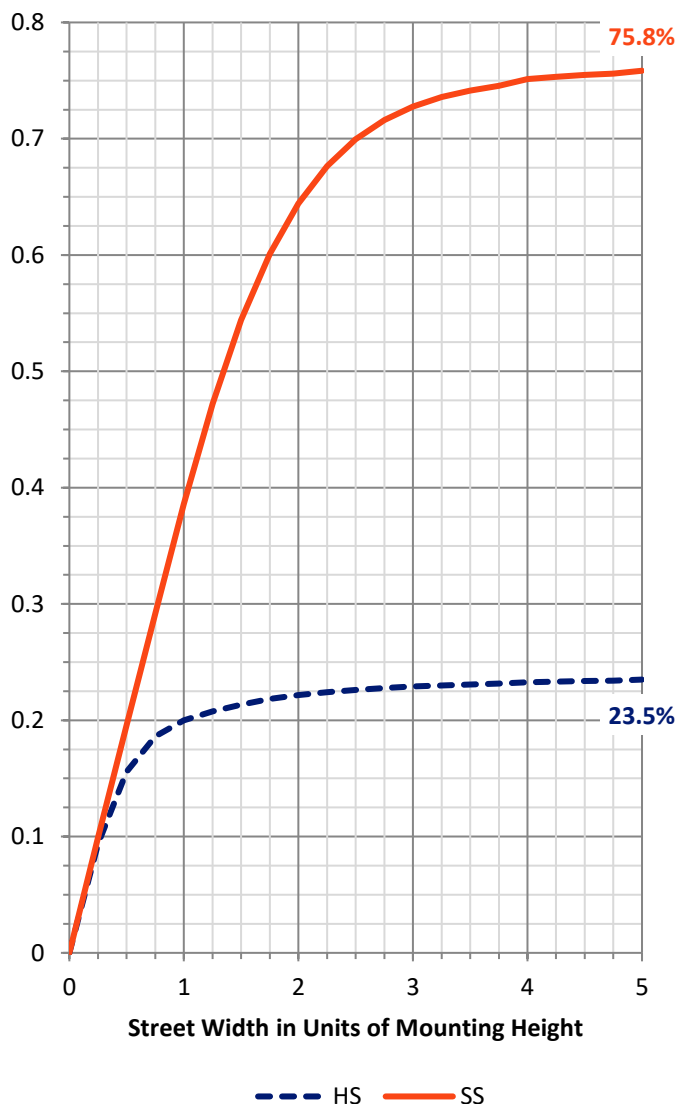
FLUX DISTRIBUTION:

		Downward	Upward	Total
House Side	Lumens	2418.8	0.0	2418.8
	% Fixture	23.9	0.0	23.9
Street Side	Lumens	7720.2	0.0	7720.2
	% Fixture	76.1	0.0	76.1
Total	Lumens	10139.0	0.0	10139.0
	% Fixture	100.0	0.0	100.0

ZONAL LUMENS:

Zone	Lumens	% Fixture
0°-10°	101.9	1.0
10°-20°	335.4	3.3
20°-30°	619.2	6.1
30°-40°	956.2	9.4
40°-50°	1439.2	14.2
50°-60°	2106.5	20.8
60°-70°	2487.5	24.5
70°-80°	1781.0	17.6
80°-90°	312.1	3.1
90°-100°	0.0	0.0
100°-110°	0.0	0.0
110°-120°	0.0	0.0
120°-130°	0.0	0.0
130°-140°	0.0	0.0
140°-150°	0.0	0.0
150°-160°	0.0	0.0
160°-170°	0.0	0.0
170°-180°	0.0	0.0
0°-90°	10139.0	100.0
0°-180°	10139.0	100.0

Coefficient of Utilization

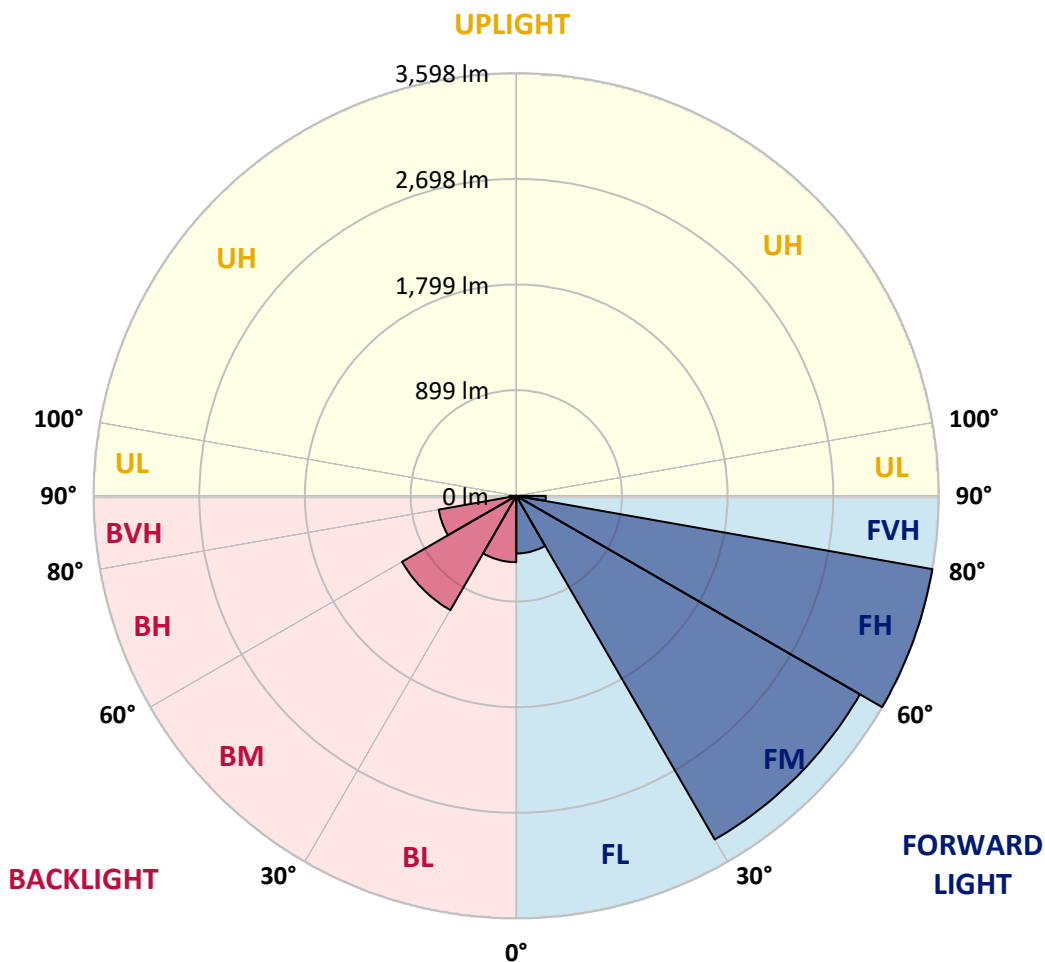


REPORT NUMBER: P595366
 CATALOG NUMBER: IST-PA1F-730-U-T3

LUMINAIRE CLASSIFICATION SYSTEM LUMEN TABLE AND BUG RATING:

Zone	Lumens	% Fixture	Zone Rating/Lumen Limit		
			B	U	G
FL (0°-30°)	491.3	4.8			
FM (30°-60°)	3378.6	33.3			
FH (60°-80°)	3597.8	35.5			G2/5000
FVH (80°-90°)	252.5	2.5			G3/500
BL (0°-30°)	565.3	5.6	B2/1000		
BM (30°-60°)	1123.3	11.1	B2/2500		
BH (60°-80°)	670.7	6.6	B2/1000		G2/1000
BVH (80°-90°)	59.6	0.6			G1/100
UL (90°-100°)	0.0	0.0		U0/0	
UH (100°-180°)	0.0	0.0		U0/0	

BUG Rating: B2-U0-G3
 Type IV Medium





REPORT NUMBER: P595366

CATALOG NUMBER: IST-PA1F-730-U-T3

CANDELA DISTRIBUTION (FULL):

	0°	5°	15°	25°	35°	45°	55°	57°	65°	75°	85°
0°	1021.5	1021.5	1021.5	1021.5	1021.5	1021.5	1021.5	1021.5	1021.5	1021.5	1021.5
2.5°	1009.1	1014.1	1011.6	1014.1	1021.5	1016.5	1016.5	1019.0	1021.5	1019.0	1024.0
5°	966.8	969.3	974.3	984.2	1001.6	1006.6	1019.0	1019.0	1024.0	1029.0	1036.4
7.5°	897.2	902.2	912.2	922.1	951.9	981.7	1014.1	1019.0	1036.4	1048.8	1053.8
10°	884.8	889.8	892.3	907.2	937.0	966.8	1006.6	1016.5	1048.8	1068.7	1091.1
12.5°	872.4	877.4	884.8	904.7	942.0	974.3	1016.5	1026.5	1066.2	1106.0	1133.4
15°	882.3	884.8	892.3	912.2	949.4	994.2	1048.8	1056.3	1101.0	1150.8	1193.0
17.5°	907.2	909.7	907.2	924.6	959.4	1011.6	1086.1	1098.6	1153.2	1202.9	1245.2
20°	964.3	966.8	956.9	956.9	981.7	1033.9	1125.9	1143.3	1210.4	1265.1	1307.3
22.5°	1088.6	1083.6	1058.8	1026.5	1026.5	1068.7	1170.6	1195.5	1280.0	1324.7	1362.0
25°	1265.1	1265.1	1225.3	1165.7	1125.9	1120.9	1222.8	1250.2	1349.6	1404.3	1426.6
27.5°	1478.8	1481.3	1416.7	1337.2	1260.1	1222.8	1297.4	1324.7	1436.6	1493.7	1501.2
30°	1667.7	1670.2	1605.6	1531.0	1436.6	1354.6	1396.8	1426.6	1555.9	1600.6	1575.8
32.5°	1856.6	1859.1	1814.4	1712.5	1613.0	1511.1	1523.6	1541.0	1672.7	1714.9	1675.2
35°	2020.6	2028.1	1983.4	1906.3	1801.9	1710.0	1687.6	1690.1	1809.4	1836.7	1784.5
37.5°	2187.2	2187.2	2159.8	2087.8	1998.3	1896.4	1866.6	1874.0	1980.9	2008.2	1933.7
40°	2398.4	2408.4	2393.5	2304.0	2202.1	2117.6	2087.8	2097.7	2214.5	2199.6	2120.1
42.5°	2654.4	2676.8	2651.9	2555.0	2445.7	2351.2	2351.2	2351.2	2450.6	2453.1	2333.8
45°	2982.5	2982.5	2957.7	2873.1	2729.0	2634.5	2602.2	2609.7	2696.7	2706.6	2567.4
47.5°	3255.9	3280.8	3253.4	3191.3	3077.0	2987.5	2885.6	2873.1	2945.2	2945.2	2825.9
50°	3477.1	3521.8	3499.5	3526.8	3444.8	3400.1	3191.3	3156.5	3181.3	3206.2	3074.5
52.5°	3661.0	3695.8	3688.4	3767.9	3807.7	3832.5	3502.0	3447.3	3467.2	3464.7	3345.4
55°	3673.5	3685.9	3797.7	3976.7	4133.3	4250.1	3815.1	3755.5	3735.6	3725.6	3633.7
57.5°	3601.4	3608.8	3832.5	4043.8	4384.3	4518.5	4110.9	4051.2	4023.9	3989.1	3951.8
60°	3427.4	3464.7	3758.0	4083.5	4533.4	4727.3	4386.8	4324.6	4304.8	4230.2	4314.7
62.5°	3206.2	3223.6	3516.9	4001.5	4553.3	4816.7	4677.6	4640.3	4578.1	4471.3	4637.8
65°	2893.0	2890.5	3149.0	3760.4	4451.4	4861.5	4923.6	4903.7	4826.7	4642.8	4926.1
67.5°	2376.1	2433.2	2686.7	3333.0	4205.3	4906.2	5174.6	5149.8	5028.0	4796.9	5062.8
70°	1811.9	1846.7	2135.0	2691.7	3715.7	4784.4	5420.7	5428.2	5207.0	4829.2	5003.2
72.5°	1155.7	1215.4	1444.0	1961.0	2975.1	4332.1	5567.3	5602.1	5306.4	4784.4	4632.8
73°	1058.8	1063.8	1287.4	1814.4	2743.9	4170.5	5557.4	5612.1	5316.3	4739.7	4530.9
75°	631.3	658.6	792.8	1205.4	1958.5	3350.3	5289.0	5398.3	5264.1	4540.9	3971.7
77.5°	295.8	315.6	390.2	636.3	1066.2	2015.7	4446.4	4575.7	4665.1	3974.2	3027.2
80°	156.6	159.1	191.4	320.6	571.6	830.1	3099.3	3313.1	3439.8	2992.4	2035.6
82.5°	131.7	131.7	149.1	206.3	365.4	323.1	1277.5	1521.1	1864.1	1473.9	800.3
85°	106.9	109.4	149.1	154.1	261.0	166.5	305.7	382.8	723.3	651.2	89.5
87.5°	34.8	39.8	84.5	109.4	139.2	64.6	77.0	84.5	84.5	124.3	29.8
90°	0.0	0.0	0.0	0.0	0.0	0.0	0.0	0.0	0.0	0.0	0.0



REPORT NUMBER: P595366
 CATALOG NUMBER: IST-PA1F-730-U-T3

CANDELA DISTRIBUTION (continued):

	90°	95°	105°	115°	125°	135°	145°	155°	165°	175°	180°
0°	1021.5	1021.5	1021.5	1021.5	1021.5	1021.5	1021.5	1021.5	1021.5	1021.5	1021.5
2.5°	1026.5	1026.5	1029.0	1031.5	1036.4	1036.4	1041.4	1043.9	1048.8	1051.3	1043.9
5°	1036.4	1041.4	1046.4	1061.3	1078.7	1093.6	1108.5	1120.9	1133.4	1140.8	1138.3
7.5°	1063.8	1071.2	1091.1	1118.4	1153.2	1175.6	1198.0	1220.3	1230.3	1235.3	1235.3
10°	1101.0	1116.0	1153.2	1198.0	1237.7	1272.5	1289.9	1304.8	1309.8	1314.8	1309.8
12.5°	1153.2	1173.1	1230.3	1287.4	1332.2	1349.6	1347.1	1327.2	1299.9	1294.9	1289.9
15°	1220.3	1245.2	1309.8	1376.9	1411.7	1389.4	1332.2	1312.3	1307.3	1322.2	1317.3
17.5°	1277.5	1307.3	1386.9	1456.5	1449.0	1372.0	1354.6	1364.5	1359.5	1362.0	1362.0
20°	1332.2	1374.4	1458.9	1506.2	1441.5	1391.8	1376.9	1364.5	1349.6	1354.6	1349.6
22.5°	1401.8	1431.6	1528.5	1531.0	1431.6	1391.8	1359.5	1334.7	1329.7	1332.2	1334.7
25°	1456.5	1503.7	1588.2	1513.6	1431.6	1352.1	1307.3	1302.4	1304.8	1319.8	1314.8
27.5°	1531.0	1578.2	1635.4	1503.7	1372.0	1287.4	1270.1	1267.6	1250.2	1255.1	1255.1
30°	1600.6	1657.8	1660.3	1503.7	1297.4	1232.8	1207.9	1163.2	1125.9	1133.4	1130.9
32.5°	1695.1	1744.8	1665.2	1444.0	1212.9	1160.7	1093.6	1024.0	1006.6	1016.5	1019.0
35°	1804.4	1844.2	1670.2	1344.6	1128.4	1058.8	937.0	897.2	894.8	902.2	909.7
37.5°	1948.6	1970.9	1707.5	1230.3	1046.4	899.7	805.3	795.3	773.0	758.1	760.5
40°	2125.0	2097.7	1779.6	1128.4	949.4	755.6	715.8	688.5	646.2	604.0	611.4
42.5°	2321.4	2244.3	1801.9	1046.4	817.7	666.1	628.8	586.6	534.4	489.6	487.1
45°	2532.6	2408.4	1782.0	981.7	686.0	599.0	559.2	509.5	447.4	410.1	410.1
47.5°	2783.7	2565.0	1719.9	929.5	594.0	539.3	489.6	439.9	397.7	362.9	362.9
50°	3059.6	2746.4	1675.2	837.6	529.4	482.2	432.5	392.7	360.4	333.0	333.0
52.5°	3350.3	2917.9	1637.9	703.4	472.2	430.0	395.2	362.9	335.5	300.7	295.8
55°	3646.1	3081.9	1655.3	574.1	420.0	392.7	370.3	338.0	328.1	320.6	315.6
57.5°	3954.3	3260.9	1697.5	469.7	375.3	372.8	362.9	385.2	407.6	392.7	385.2
60°	4195.4	3400.1	1702.5	395.2	348.0	392.7	442.4	449.9	390.2	355.4	352.9
62.5°	4386.8	3531.8	1585.7	343.0	355.4	462.3	472.2	397.7	338.0	323.1	323.1
65°	4486.2	3579.0	1275.0	313.2	370.3	442.4	427.5	357.9	315.6	313.2	313.2
67.5°	4436.5	3541.7	892.3	280.9	328.1	382.8	382.8	328.1	290.8	303.2	298.3
70°	4197.9	3357.8	589.0	253.5	288.3	345.5	355.4	305.7	270.9	278.4	270.9
72.5°	3700.8	3029.7	387.7	223.7	248.5	305.7	330.6	280.9	248.5	246.1	238.6
73°	3603.9	2905.5	365.4	218.7	241.1	295.8	323.1	275.9	243.6	236.1	231.1
75°	3057.1	2423.3	275.9	196.3	213.7	265.9	300.7	258.5	223.7	213.7	208.8
77.5°	2226.9	1680.1	206.3	166.5	179.0	231.1	265.9	236.1	198.8	186.4	183.9
80°	1389.4	914.6	154.1	134.2	141.7	193.9	233.6	211.3	171.5	156.6	154.1
82.5°	544.3	298.3	106.9	99.4	104.4	146.6	196.3	183.9	144.2	131.7	124.3
85°	89.5	101.9	69.6	67.1	67.1	104.4	149.1	141.7	96.9	84.5	74.6
87.5°	24.9	47.2	27.3	24.9	24.9	44.7	82.0	64.6	39.8	32.3	29.8
90°	0.0	0.0	0.0	0.0	0.0	0.0	0.0	0.0	0.0	0.0	0.0

(END OF REPORT)